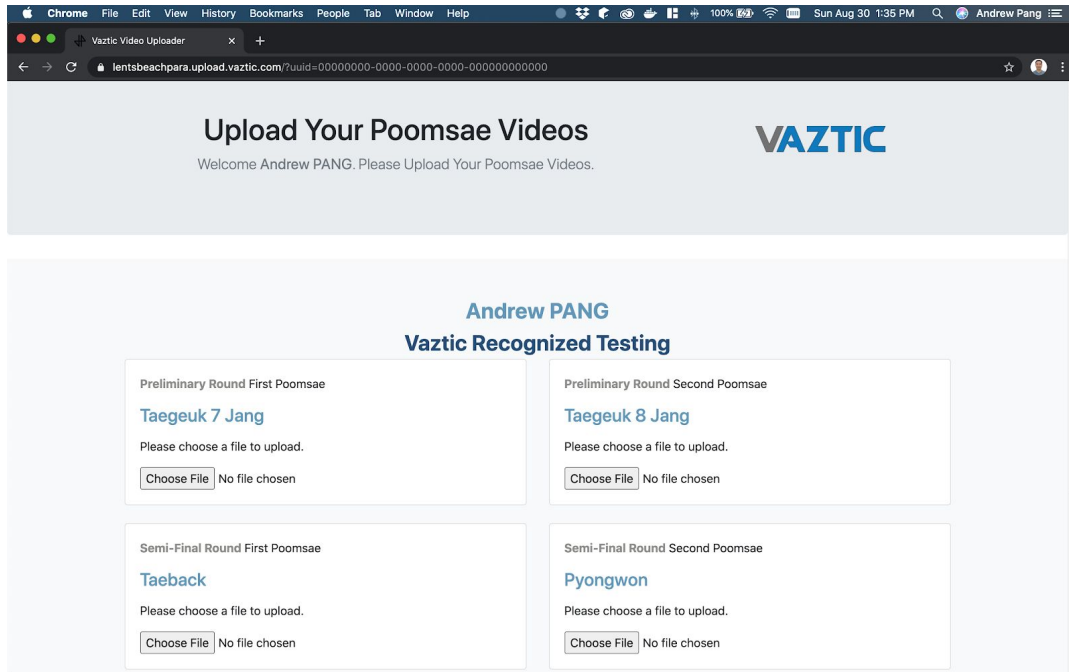
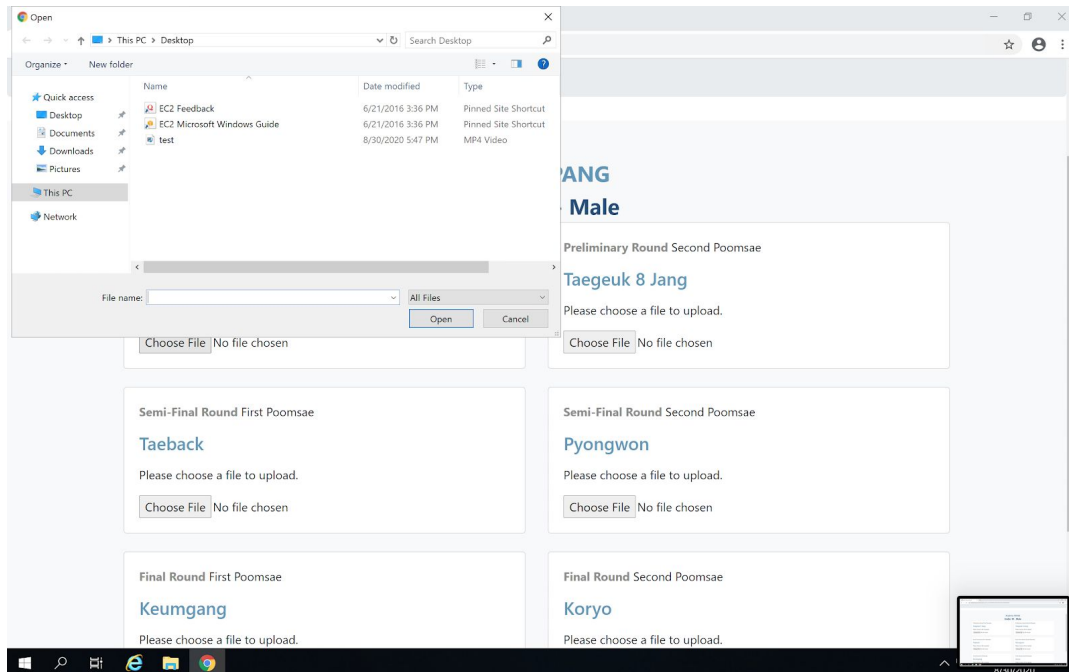


Procedure for Uploading Videos

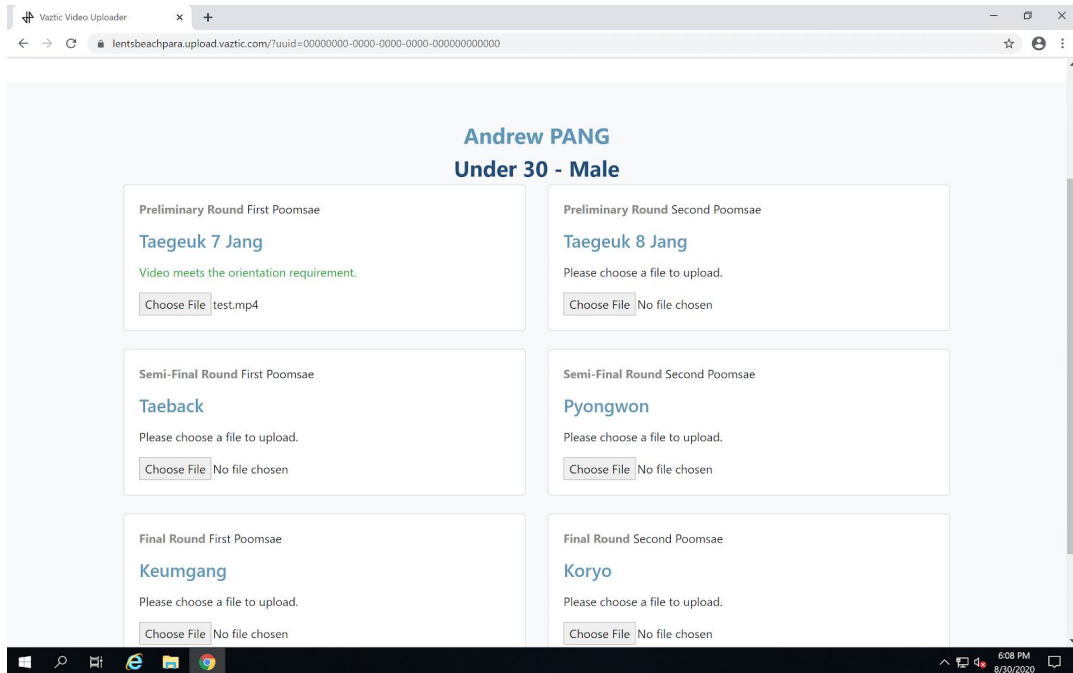
1. Open the email containing your custom upload link
2. Click on the custom upload link to open the website



3. For each Poomsae, click the Upload button, then select the video for that Poomsae to upload.

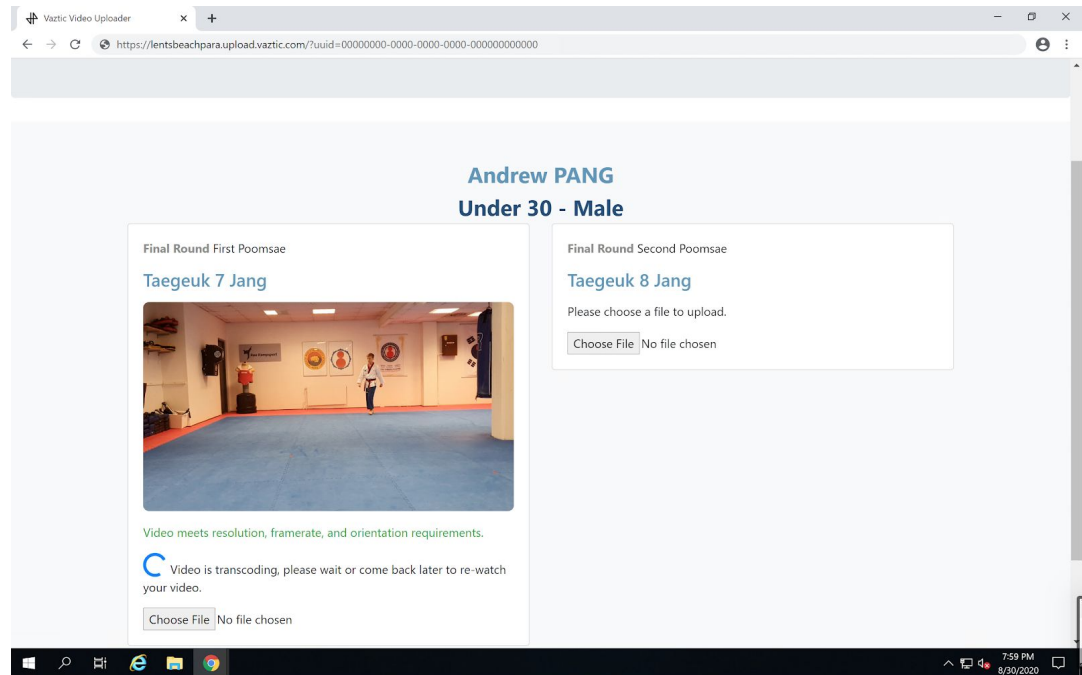


4. Stay on the page until the upload completes



5. Read the result message


- a. A green message means the video passes the quality checks.




- b. A red message means the video passes the quality checks. The video must be recorded again and the new video uploaded.

Final Round Second Poomsae

Taegeuk 8 Jang



Video does not meet orientation requirements (found portrait; landscape orientation required), resolution requirements (found 1280x720; 1920x1080 required), and framerate requirements (found 31 fps; 60 fps required).

 Video is transcoding, please wait or come back later to re-watch your video.

No file chosen

6. An email will be sent once we have processed the video.

VAZTIC

Hello Andrew PANG!

We have finished processing your Under 30 - Male Final Round Taegeuk 7 Jang Poomsae video and it is ready to be reviewed. Please click <https://www.lentsbeachpara.upload.vaztic.com/?uuid=00000000-0000-0000-0000-000000000000> to review your video. You are responsible for verifying the quality of the video prior to competition.

If you have any questions or concerns regarding your uploaded video please feel free to email us at upload@vaztic.com.

Thank You!
Vaztic

© 2020 Vaztic LLC

7. Review the video to ensure you are satisfied with the quality. What is shown on the site is exactly what will be played during the event.

